


- ◆ Supports rate up to 10.3 Gb/s bit rates
- ◆ 1G/2G/4G/ 8G/10G Fiber Channel applications.
- ◆ Optical interface compliant to IEEE 802.3ae
- ◆ Electrical interface compliant to SFF-8431
- ◆ Hot Pluggable
- ◆ 1310nm DFB transmitter, PIN photo-detector
- ◆ Low power consumption
- ◆ Applicable for 10km SMF connection
- ◆ All-metal housing for superior EMI performance
- ◆ Advanced firmware allow customer system encryption information to be stored in transceiver
- ◆ Cost effective SFP+ solution, enables higher port densities and greater bandwidth
- ◆ For the OBSAI application, the rates are 6.144Gb/s, 3.072 Gb/s, 1.536 Gb/s and 0.768 Gb/s.
- ◆ For the CPRI application, the rates are 6.144Gb/s, 3.072 Gb/s, 2.4576 Gb/s, 1.2288 Gb/s, 0.6144 Gb/s.
- ◆ RoHS6 compliant (lead free) 
- ◆ Operating case temperature:
 - Standard : 0 to +70°C
 - Industrial : -40 to +85°C
- ◆ 10GBASE-LR at 10.3125Gbps
- ◆ Other optical links
- ◆ For the OBSAI application, the rates are 6.144Gb/s, 3.072 Gb/s, 1.536 Gb/s and 0.768 Gb/s.
- ◆ For the CPRI application, the rates are 6.144Gb/s, 3.072 Gb/s, 2.4576 Gb/s, 1.2288 Gb/s, 0.6144 Gb/s.



This 1310 nm DFB 10Gbps SFP+ transceiver is designed to transmit and receive optical data over single mode optical fiber for link length 10km.

The SFP+ 10km module electrical interface is compliant to SFI electrical specifications. The transmitter input and receiver output impedance is 100 Ohms differential. Data lines are internally AC coupled. The module provides differential termination and reduce differential to common mode

conversion for quality signal termination and low EMI. SFI typically operates over 200 mm of improved FR4 material or up to about 150mm of standard FR4 with one connector.

These values represent the damage threshold of the module. Stress in excess of any of the individual Absolute Maximum Ratings can cause immediate catastrophic damage to the module even if all other parameters are within Recommended Operating Conditions.

| Parameter | Symbol | Min | Max | Unit |
|----------------------------|------------------|-----|------|------|
| Power Supply Voltage | V _{CC} | 0 | +3.6 | V |
| Storage Temperature | T _c | -40 | +85 | °C |
| Operating Case Temperature | T _c | 0 | +70 | °C |
| Relative Humidity | RH | 5 | 95 | % |
| RX Input Average Power | P _{max} | - | 0 | dBm |

Recommended Operating Environment specifies parameters for which the electrical and optical characteristics hold unless otherwise noted.

| Parameter | Symbol | Min | Typ | Max | Unit |
|----------------------------|-----------------|-------|-------|-------|------|
| Power Supply Voltage | V _{CC} | 3.135 | 3.300 | 3.465 | V |
| Operating Case Temperature | T _c | 0 | 25 | 70 | °C |

| Parameter | Symbol | Min | Max | Unit |
|-------------------|--------|--------------|--------------|------|
| Power Consumption | | | 1 | W |
| TX_Fault,RX_LOS | VOL | 0 | 0.4 | V |
| | VOH | Host_Vcc-0.5 | Host_Vcc+0.3 | V |
| TX_DIS | VIL | -0.3 | 0.8 | V |
| | VIH | 2.0 | VCCT+0.3 | V |
| RS0,RS1 | VIL | -0.3 | 0.8 | V |
| | VIH | 2.0 | VCCT+0.3 | V |



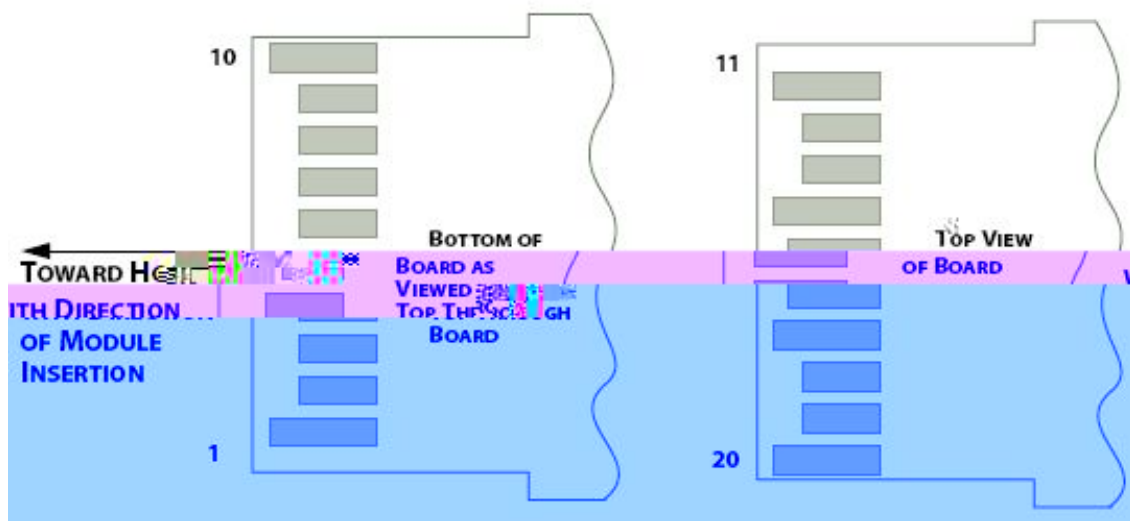
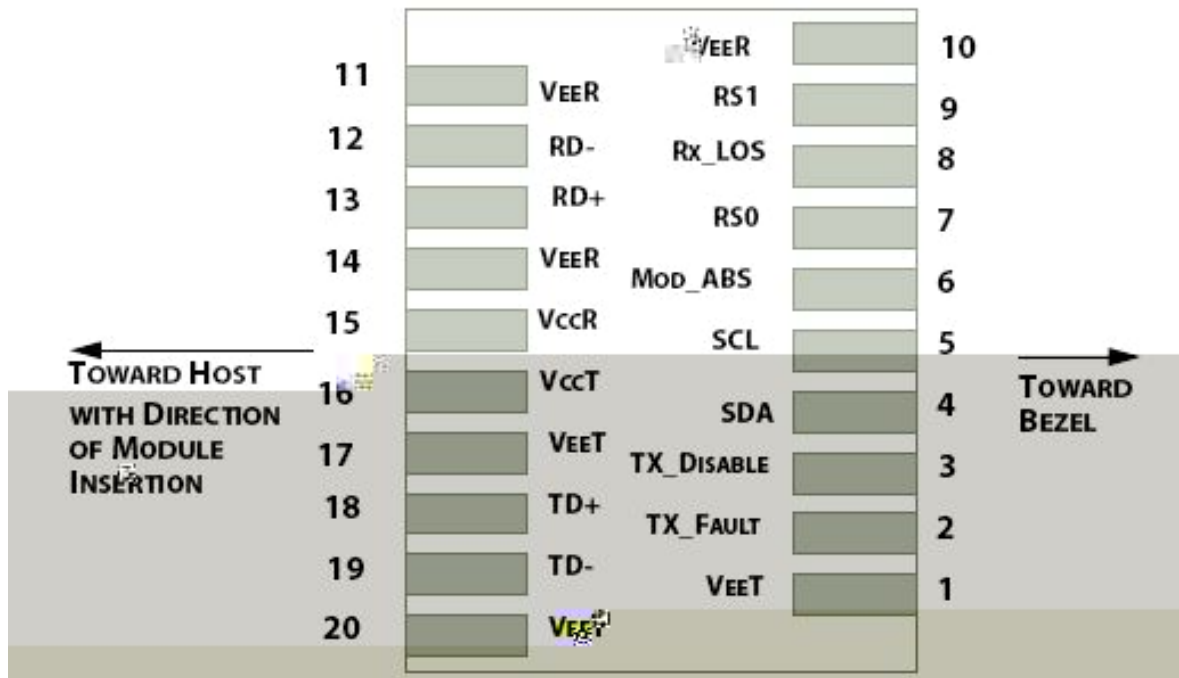
北亿纤通科技有限公司

F-TONE GROUP 集团旗下



unless otherwise specified.

| | | | | | | |
|---------------------------------------|-------|-------|---------|------|------|------------|
| Data Rate | | 1.250 | 10.3125 | - | Gbps | |
| Power Consumption | | - | | 1000 | mW | |
| Single Ended Output Voltage Tolerance | | -0.3 | - | 4.0 | V | |
| C common mode voltage tolerance | | 15 | - | - | mV | |
| Tx Input Diff Voltage | VI | 400 | | 1600 | mV | |
| Tx Fault | VoL | -0.3 | | 0.4 | V | At 0.7mA |
| Data Dependent Input Jitter | DDJ | | | 0.10 | UI | |
| Data Input Total Jitter | TJ | | | 0.28 | UI | |
| Single Ended Output Voltage Tolerance | | -0.3 | - | 4.0 | V | |
| Rx Output Diff Voltage | Vo | 300 | | 850 | mV | |
| Rx Output Rise and Fall Time | Tr/Tf | 30 | | | ps | 20% to 80% |
| Total Jitter | TJ | | | 0.70 | UI | |
| Deterministic Jitter | DJ | | | 0.42 | UI | |





| | | |
|----|--------------|---|
| 1 | VEET [1] | Transmitter Ground |
| 2 | Tx_FAULT [2] | Transmitter Fault |
| 3 | Tx_DIS [3] | Transmitter Disable. Laser output disabled on high or open |
| 4 | SDA [2] | 2-wire Serial Interface Data Line |
| 5 | SCL [2] | 2-wire Serial Interface Clock Line |
| 6 | MOD_ABS [4] | Module Absent. Grounded within the module |
| 7 | RS0 [5] | Rate Select 0 |
| 8 | RX_LOS [2] | Loss of Signal indication. Logic 0 indicates normal operation |
| 9 | RS1 [5] | Rate Select 1 |
| 10 | VEER [1] | Receiver Ground |
| 11 | VEER [1] | Receiver Ground |
| 12 | RD- | Receiver Inverted |



F-tone Networks

北亿纤通科技有限公司

F-TONE GROUP 集团旗下

